







Field procedure	Lynx kills	Fox kills	Wolf and dog kills	Others
-----------------	------------	-----------	--------------------	--------



Signs: tracks

Field procedure	Lynx kills	Fox kills	Wolf and dog kills	Others
-----------------	------------	-----------	--------------------	--------

Signs: tracks

Field procedure	Lynx kills	Fox kills	Wolf and dog kills	Others
------------------------	------------	-----------	--------------------	--------



Signs: hairs



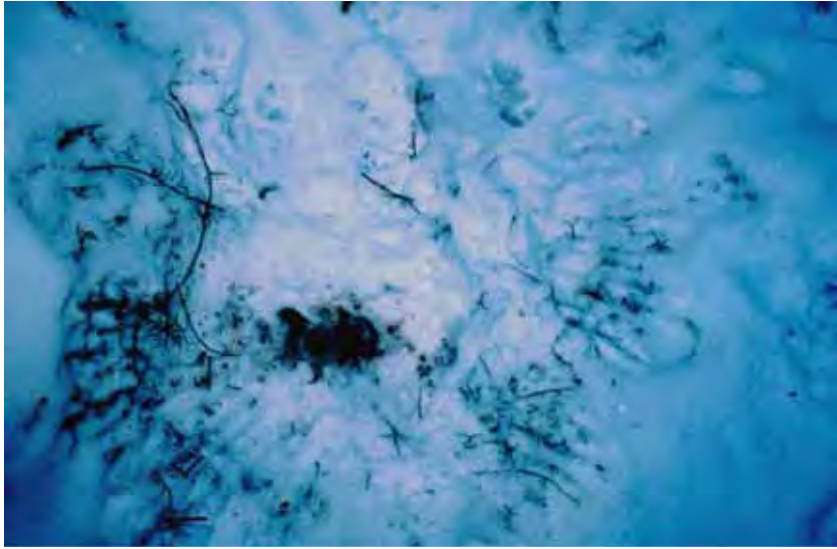
Field procedure	Lynx kills	Fox kills	Wolf and dog kills	Others
------------------------	------------	-----------	--------------------	--------





Signs: scats



Field procedure	Lynx kills	Fox kills	Wolf and dog kills	Others
-----------------	------------	-----------	--------------------	--------

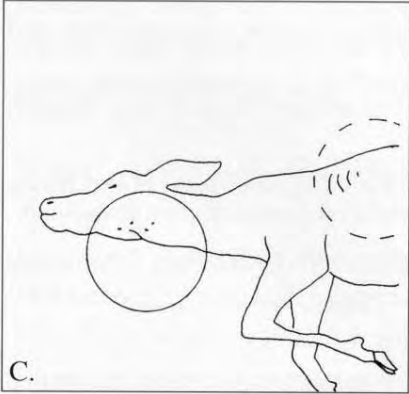


Signs: scats

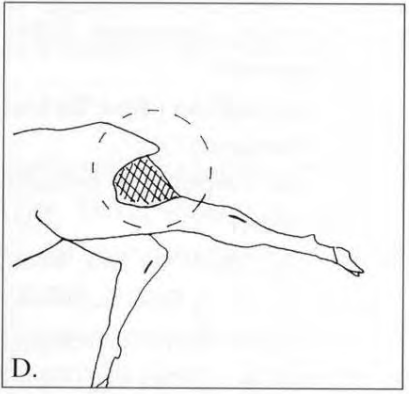



Field procedure	Lynx kills	Fox kills	Wolf and dog kills	Others
-----------------	------------	-----------	--------------------	--------



2. Analyses of the dead body



C.



D.

2. Analyses of the dead body

- Condition of the animal?
- State of the skin? (injuries, parasites)
- Bitten or missing body parts?
- **Remove the hide!**
- **Look at the hide from the inside!**
- Open the body, look at the organs



Analyses, documentation: tracks, injuries

→ Sketch, photography (scale!)

Drawings of the observed injuries:

Fig. A: Head and neck



Fig. B: Head and throat

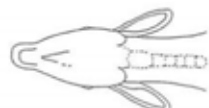


Fig. C: Wall (fur) from the ~~outside~~ ^{inside} (laid out)

